

Qty. Description

1 TP 80-700/2 A-F-A-BQQE-RW1



Note! Product picture may differ from actual product

Product No.: [96108726](#)

Single-stage, close-coupled, volute pump with in-line suction and discharge ports of identical diameter. The pump is of the top-pull-out design, i.e. the power head (motor, pump head and impeller) can be removed for maintenance or service while the pump housing remains in the pipework.

The pump is fitted with an unbalanced rubber bellows seal. The shaft seal is according to EN 12756. Pipework connection is via PN 16 DIN flanges (EN 1092-2 and ISO 7005-2).

The pump is fitted with a fan-cooled asynchronous motor.

Controls:

Frequency converter: None

Liquid:

Pumped liquid: Water  
 Liquid temperature range: -25 .. 120 °C  
 Selected liquid temperature: 20 °C  
 Density: 998.2 kg/m<sup>3</sup>

Technical:

Pump speed on which pump data are based: 2950 rpm  
 Rated flow: 132 m<sup>3</sup>/h  
 Rated head: 59.7 m  
 Actual impeller diameter: 219 mm  
 Code for shaft seal: BQQE  
 Curve tolerance: ISO9906:2012 3B

Materials:

Pump housing: Cast iron  
 EN-GJL-250  
 ASTM class 35  
 Impeller: Cast iron  
 EN-GJL-200  
 ASTM class 30

Installation:

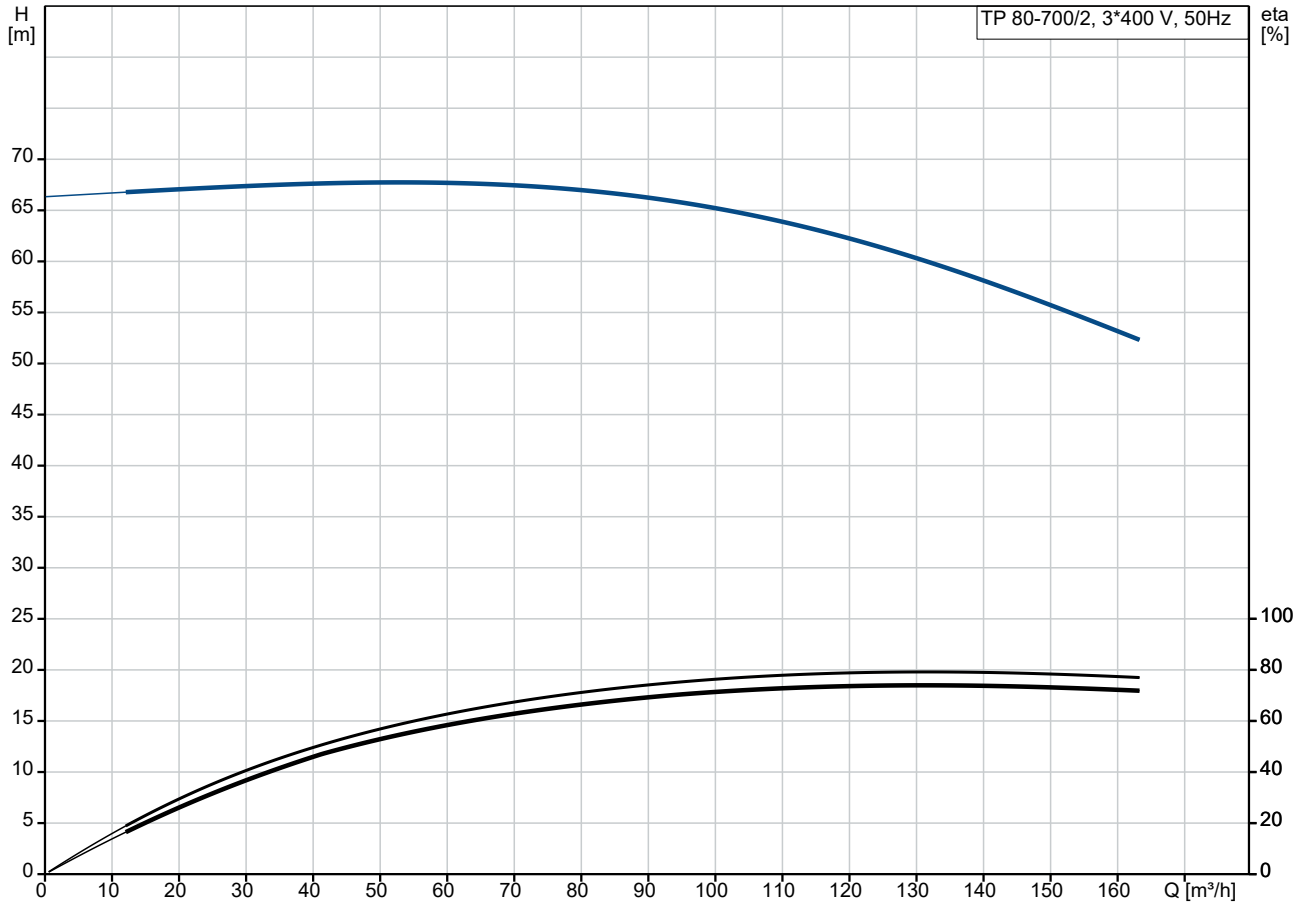
Range of ambient temperature: -20 .. 55 °C  
 Maximum operating pressure: 16 bar  
 Max pressure at stated temp: 16 bar / 120 °C  
 Type of connection: DIN  
 Size of connection: DN 80  
 Pressure rating for connection: PN 16  
 Port-to-port length: 500 mm  
 Flange size for motor: FF350

Electrical data:

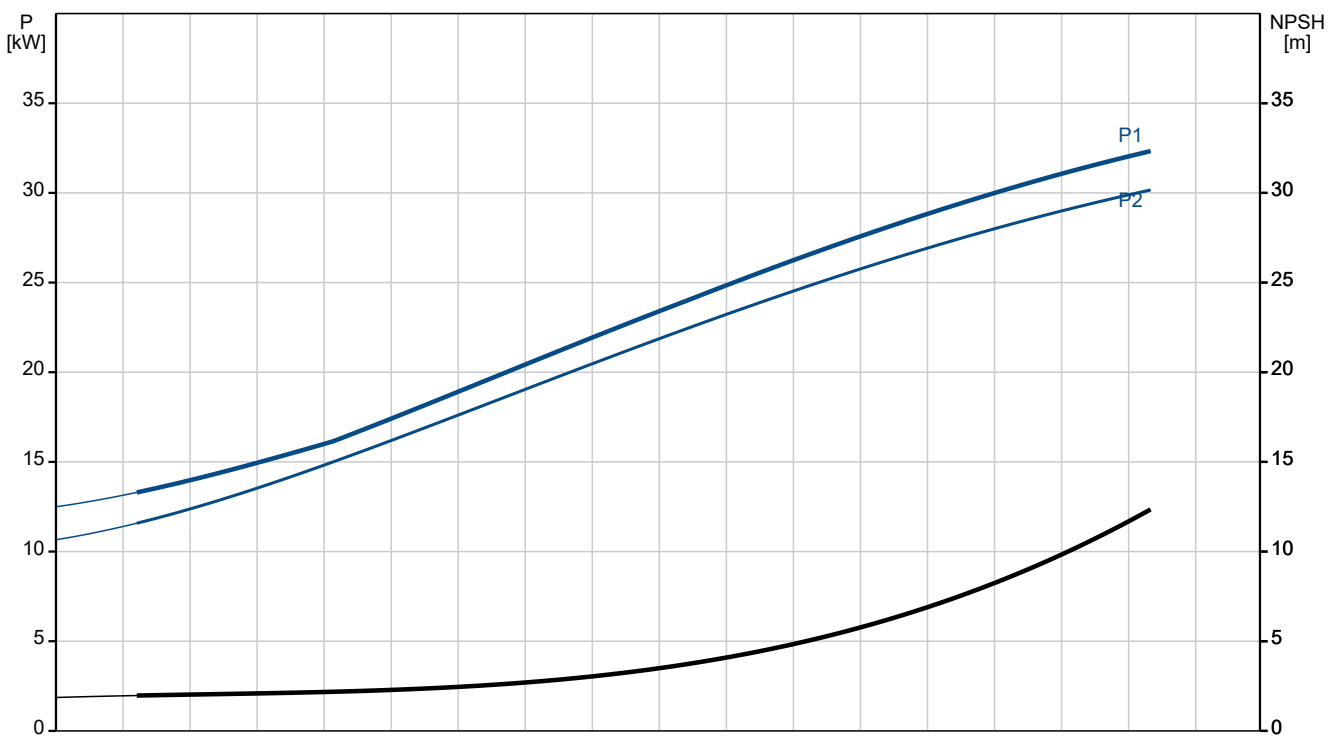
Motor type: SIEMENS

Qty.	Description
1	<p>Rated power - P2: 30 kW</p> <p>Mains frequency: 50 Hz</p> <p>Rated voltage: 3 x 380-420D/660-725Y V</p> <p>Rated current: 53/31 A</p> <p>Starting current: 700-700 %</p> <p>Cos phi - power factor: 0.87</p> <p>Rated speed: 2955 rpm</p> <p>IE efficiency: IE3 93,3%</p> <p>IE Efficiency class: IE3</p> <p>Motor efficiency at full load: 93.3-93.3 %</p> <p>Motor efficiency at 3/4 load: 93.5-93.5 %</p> <p>Motor efficiency at 1/2 load: 92.9-92.9 %</p> <p>Number of poles: 2</p> <p>Enclosure class (IEC 34-5): IP55</p> <p>Insulation class (IEC 85): F</p> <p>Motor No: 99032179</p> <p>Others:</p> <p>Minimum efficiency index, MEI ≥: 0.70</p> <p>Net weight: 304 kg</p> <p>Gross weight: 359 kg</p> <p>Shipping volume: 0.771 m<sup>3</sup></p> <p>Danish VVS No.: 381705700</p> <p>Finnish LVI No.: 4616110</p> <p>Country of origin: HU</p> <p>Custom tariff no.: 84137051</p>

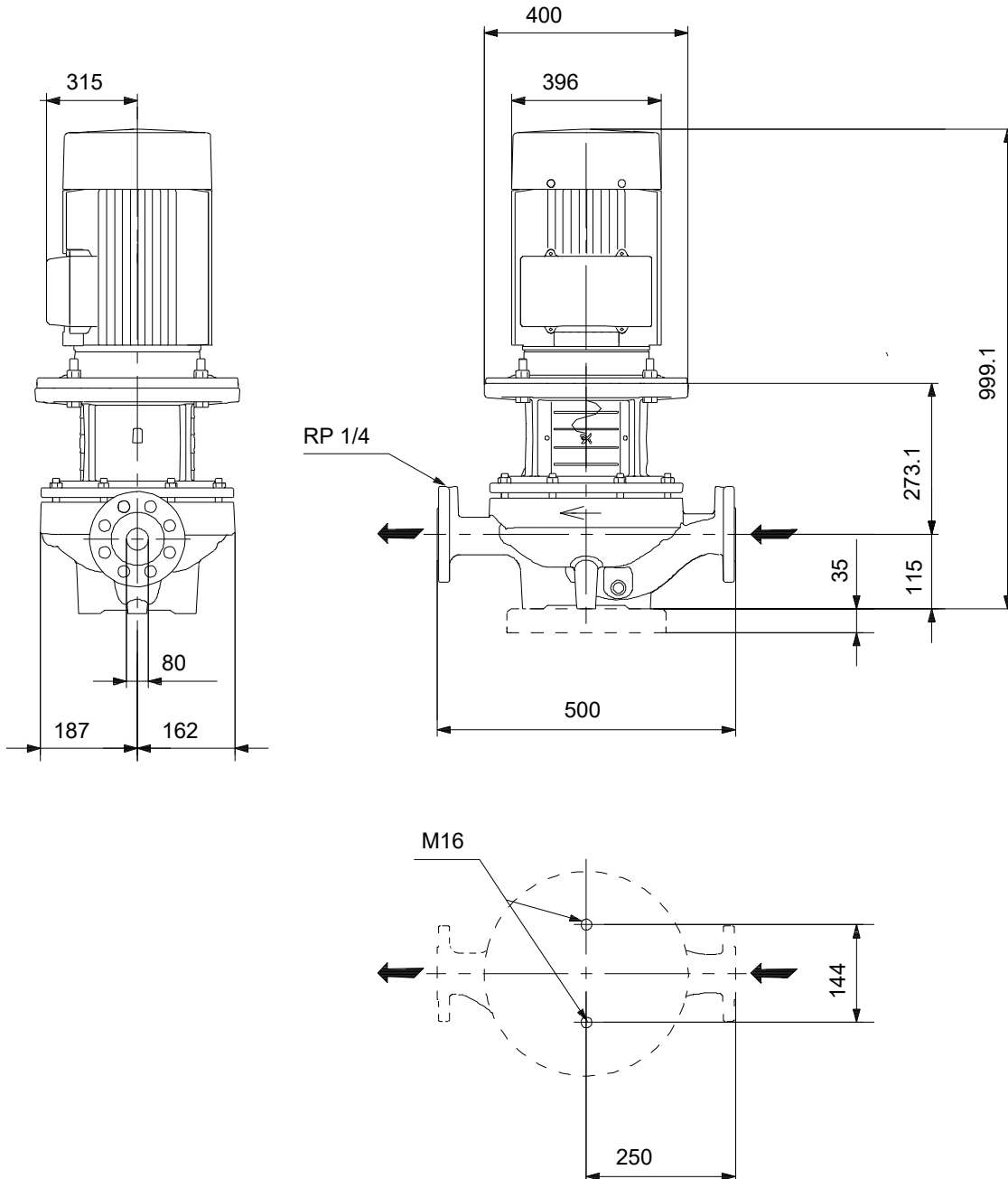
**96108726 TP 80-700/2 A-F-A-BQQE-RW1 50 Hz**



Pumped liquid = Water  
 Liquid temperature during operation = 20 °C  
 Density = 998.2 kg/m³



**96108726 TP 80-700/2 A-F-A-BQQE-RW1 50 Hz**



Note! All units are in [mm] unless others are stated.  
Disclaimer: This simplified dimensional drawing does not show all details.